

### SERIES CO6 AND CO12

#### ● FEATURES

- STANDARD 8 AND 14 PIN DIP PACKAGE
- TOLERANCE AND STABILITY TO  $\pm 25$  PPM
- EXCELLENT CLOCK FOR 16 AND 32 BIT PROCESSORS
- LOW COST
- AVAILABLE IN 3.3 VOLT

#### ● SPECIFICATIONS

SERIES		CO6	CO12
PACKAGE		14 PIN DIP	8 PIN DIP
FREQUENCY RANGE		500.00 KHz TO 125.00 MHz	500.00 KHz TO 125.00 MHz
FREQUENCY STABILITY†		CO6100 : $\pm 100$ PPM	CO12100 : $\pm 100$ PPM
		CO6050 : $\pm 50$ PPM	CO12050 : $\pm 50$ PPM
		CO6025 : $\pm 25$ PPM	CO12025 : $\pm 25$ PPM
OPERATING TEMPERATURE RANGE		0° C TO +70° C STANDARD -40° C TO 85° C EXTENDED	0° C TO +70° C STANDARD -40° C TO 85° C EXTENDED
STORAGE TEMPERATURE RANGE		-55° C TO +125° C	-55° C TO +125° C
INPUT		VOLTAGE††	
		+5 VDC $\pm 0.5$ VDC	
CURRENT (MAX)		500 KHz TO 19.999 MHz: 20 mA	
		20 MHz TO 34.999 MHz: 30 mA	
		35 MHz TO 69.999 MHz: 40 mA	
		70 MHz TO 125 MHz: 60 mA	
OUTPUT		SYMMETRY	
		40 TO 60% NORMAL 45 TO 55% TIGHT	
		RISE AND FALL TIME (0.5 - 4.5 VDC)	
		UNDER 24 MHz : $\pm 10$ ns MAX	
		24 MHz TO 70 MHz : $\pm 6$ ns MAX	
		70 MHz TO 125 MHz : $\pm 3$ ns MAX	
LOGIC "0" LEVEL		+0.5 V MAX. (10% VDD)	
LOGIC "1" LEVEL		+4.5 V MIN (90% VDD)	
LOAD†††		15 pF OR 10 LS TTL STANDARD	



† FREQUENCY STABILITY INCLUSIVE OF ROOM TOLERANCE, FREQUENCY STABILITY OVER TEMPERATURE, 10% POWER SUPPLY VARIATION, AGING, SHOCK, AND VIBRATION

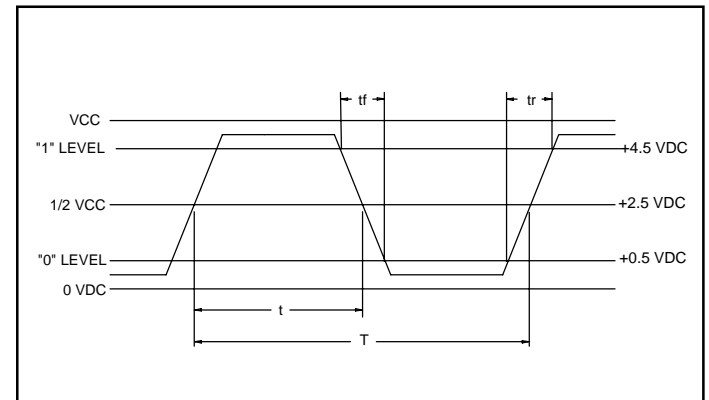
†† +3.3 VOLT VERSION IS AVAILABLE. CONSULT RALTRON FOR SPECIFICATIONS

††† OUTPUT LOADS ALSO AVAILABLE AT 15 pF, 30 pF AND 50 pF. CONSULT RALTRON FOR SPECIFICATIONS

#### ● ENVIRONMENTAL AND TECHNICAL CONDITIONS

ENVIRONMENTAL	
TEMPERATURE CYCLE	MIL-STD 883, METHOD 1010, 10 CYCLES -20° C TO 85° C
SHOCK	MIL-STD-202, METHOD 213, TEST CONDITION C
VIBRATION	MIL-STD-202, METHOD 204, TEST CONDITION A
RESISTANCE TO SOLDERING HEAT	MIL-STD-202, METHOD 210, TEST CONDITION B
HUMIDITY	85% RELATIVE HUMIDITY AT 85° C 250 HOURS
MECHANICAL	
GROSS LEAK TEST	MIL-STD-883, METHOD 1014, TEST CONDITION C
FINE LEAK TEST	MIL-STD-883, METHOD 1014, TEST CONDITION A
TERMINAL STRENGTH	MIL-STD-202, METHOD 211, TEST CONDITION A AND C
MARKING INK	EPOXY, HEAT CURED.
MOISTURE RESISTANCE	MIL-STD 202, METHOD 106, OMIT STEP 7B
SOLDERABILITY	MIL-STD-202, METHOD 208, 95% COVERAGE
SOLVENT RESISTANCE	MIL-STD-202, METHOD 2002, METHOD 215

#### ● OUTPUT WAVEFORMS

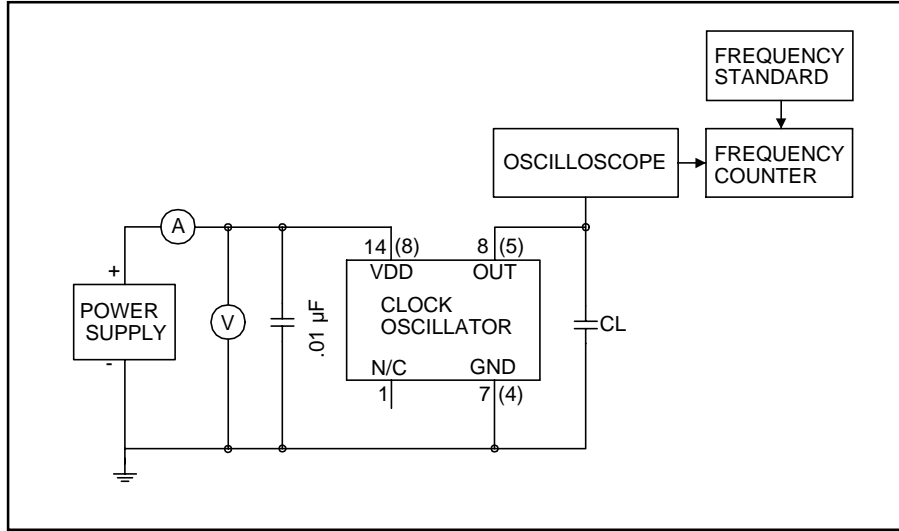


#### ● PART NUMBERING SYSTEM

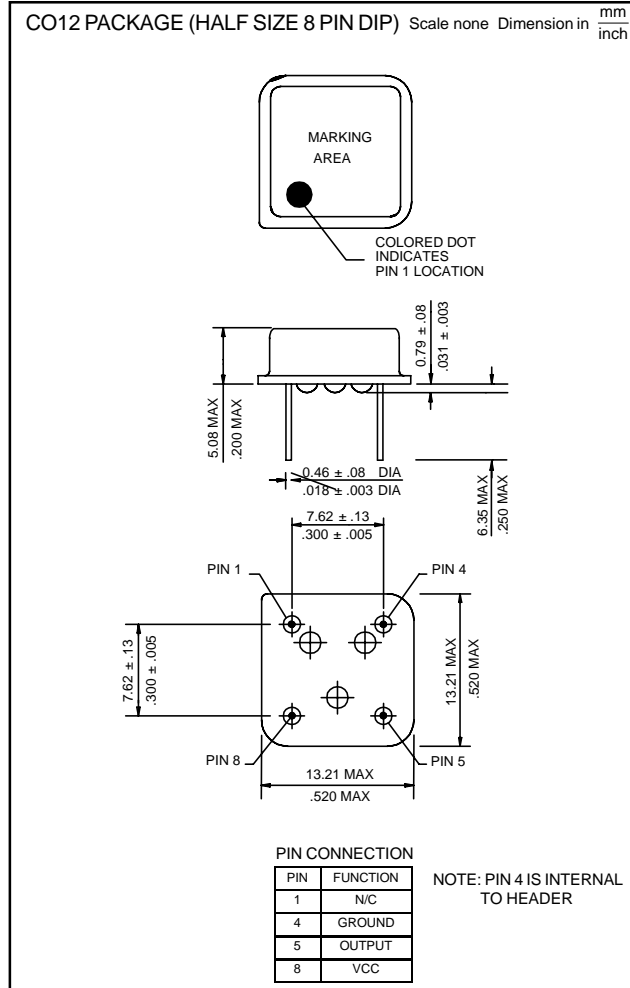
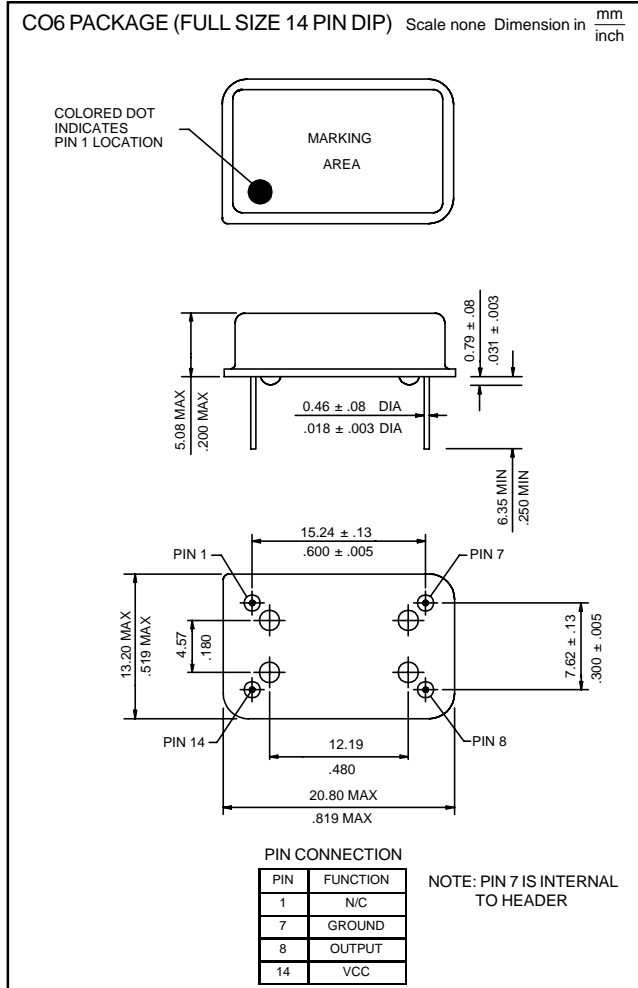
SERIES		FREQUENCY STABILITY		FREQUENCY	EXTENDED TEMPERATURE	SYMMETRY		OPTIONS	
CO6	(14 PIN DIP)	100	$\pm 100$ PPM	IN MHz	EXT	T	TIGHT SYMMETRY	TR	TAPE AND REEL
CO12	(8 PIN DIP)	050	$\pm 50$ PPM					3.GW	GULL WING
		025	$\pm 25$ PPM					3.3V	+3.3 V

EXAMPLE: CO6100-10.000-EXT-T, CO12050-32.000-EXT-T-TR

#### ● TEST CIRCUIT



#### ● DIMENSIONS



#### ● PACKAGING

14 PIN DIP: 25 PIECES PER ELECTROSTATIC TUBE  
 8 PIN DIP: 40 PIECES PER ELECTROSTATIC TUBE