

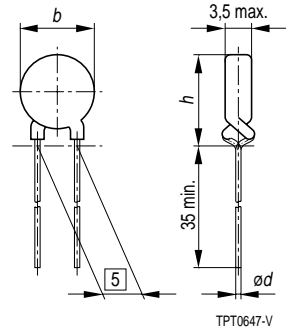
**80 V, 80 °C**

**Applications**

- Overcurrent and short-circuit protection

**Features**

- Coated thermistor disk
- Manufacturer's logo and type designation stamped on in black or red
- Short response times
- Reduced device temperature at  $V_{max}$
- VDE approval (exception: C910)



**Options**

- Leadless disks and leaded disks without coating available upon request
- Thermistors with diameter  $b \leq 11,0$  mm are also available on tape

Dimensions (mm)

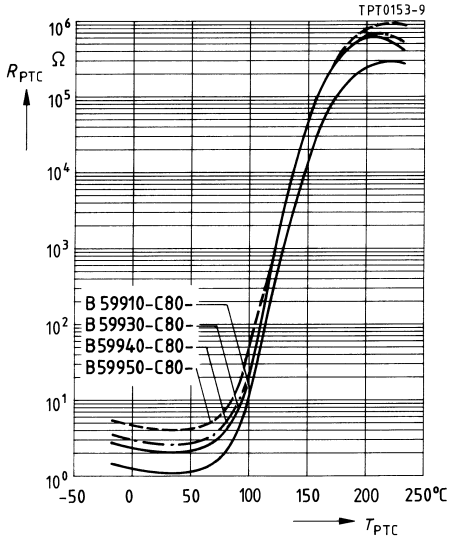
Type	$b_{max}$	$\varnothing d$	$h_{max}$
C 910	26,0	0,8	29,5
C 930	22,0	0,6	25,5
C 940	17,5	0,6	21,0
C 950	13,5	0,6	17,0
C 960	11,0	0,6	14,5
C 970	9,0	0,6	12,5
C 980	6,5	0,6	10,0
C 990	4,0	0,5	7,5

Max. operating voltage ( $T_A = 60\text{ °C}$ )	$V_{max}$	80	V
Rated voltage	$V_N$	63	V
Switching cycles (typ.)	$N$	100	
Switching time at $V_{max}$ , $I_{Smax}$	$t_S$	$\leq 2$	s
Reference temperature (typ.)	$T_{Ref}$	80	°C
Resistance tolerance	$\Delta R_N$	$\pm 25\%$	
Operating temperature range ( $V = 0$ )	$T_{op}$	$-40/+125$	°C
	$T_{op}$	0/60	°C

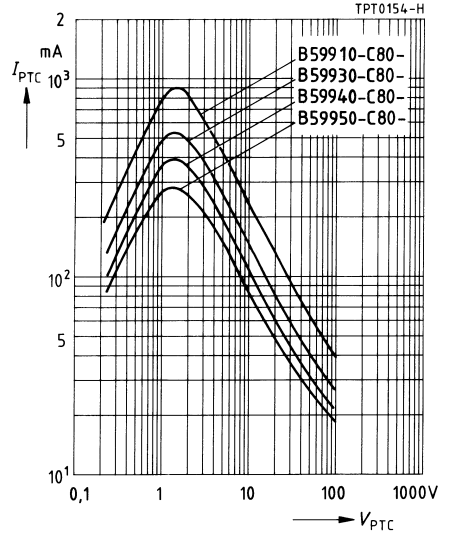
Type	$I_N$ mA	$I_S$ mA	$I_{Smax}$ ( $V=V_{max}$ ) A	$I_r$ (typ.) ( $V=V_{max}$ ) mA	$R_N$ $\Omega$	$R_{min}$ $\Omega$	Ordering code
C 910	530	1100	15,0	50	0,9	0,6	B59910-C80-A70
C 930	340	700	10,0	35	1,65	1,1	B59930-C80-A70
C 940	245	500	8,0	25	2,3	1,5	B59940-C80-A70
C 950	170	350	5,5	20	3,7	2,4	B59950-C80-A70
C 960	130	265	4,3	15	5,6	3,7	B59960-C80-A70
C 970	90	190	3,0	11	9,4	6,2	B59970-C80-A70
C 980	50	110	1,0	8	25	16,5	B59980-C80-A70
C 990	30	60	0,7	5	55	36,3	B59990-C80-A70

**Characteristics (typical)**

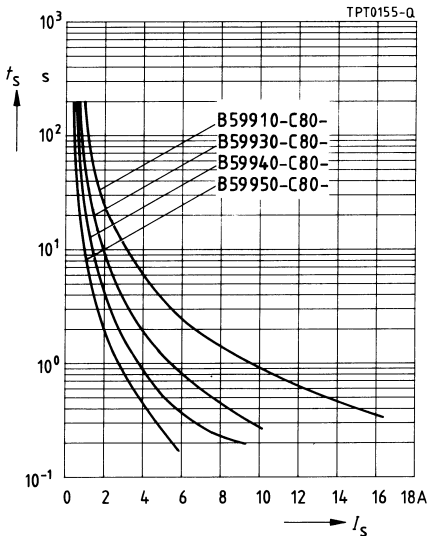
PTC resistance  $R_{PTC}$  versus  
PTC temperature  $T_{PTC}$   
(measured at low signal voltage)



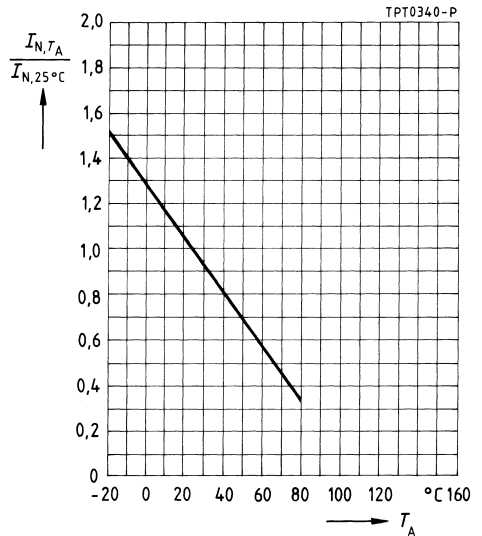
PTC current  $I_{PTC}$  versus PTC voltage  $V_{PTC}$   
(measured at  $25^\circ\text{C}$  in still air)



Switching time  $t_S$  versus switching current  $I_S$   
(measured at  $25^\circ\text{C}$  in still air)

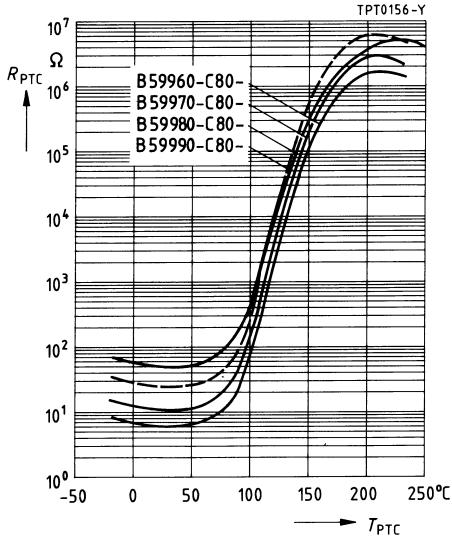


Rated current  $I_N$  versus ambient temperature  $T_A$   
(measured in still air)

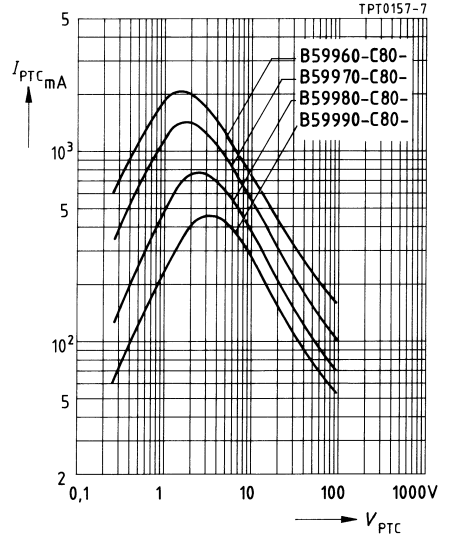


**Characteristics (typical)**

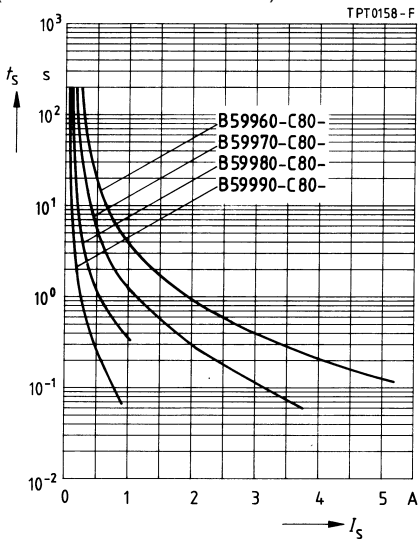
PTC resistance  $R_{PTC}$  versus  
 PTC temperature  $T_{PTC}$   
 (measured at low signal voltage)



PTC current  $I_{PTC}$  versus PTC voltage  $V_{PTC}$   
 (measured at 25 °C in still air)



Switching time  $t_S$  versus switching current  $I_S$   
 (measured at 25 °C in still air)



Rated current  $I_N$  versus ambient temperature  $T_A$   
 (measured in still air)

