

# Political Profile Analysis

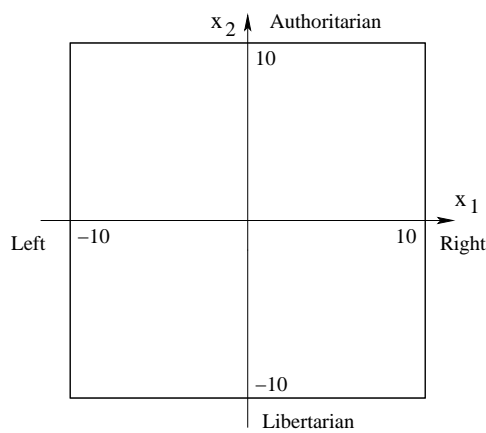
GE 301: Science, Technology, and Society

An understanding of ones political position is important for being able to consciously examine ones attitudes toward the many issues that fall within the scope of this course. This sheet aims to help you analytically identify your political position. This is an experimental scheme open to criticism and the dimensions introduced are not meant to be definitive, but they should help you clarify where you stand.

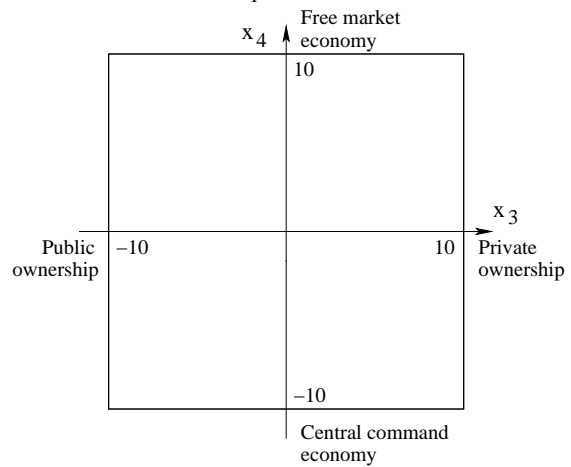
In preparing this version, I have made use of the two dimensions introduced in [www.politicalcompass.org](http://www.politicalcompass.org), in terms of which I have now grouped the dimensions I previously used as subdimensions. The matrix for technological/social radicalism/conservatism has not been altered.

The means, standard deviations, and distributions of the eight variables are of interest in characterizing a sample population. It is also of interest to examine the scatter plots and correlation coefficients for certain pairs of variables:  $x_1-x_2$ ,  $x_1-x_3$ ,  $x_1-x_4$ ,  $x_2-x_5$ ,  $x_2-x_6$ ,  $x_3-x_4$ ,  $x_5-x_6$ ,  $x_1-x_7$ ,  $x_2-x_7$ ,  $x_1-x_8$ ,  $x_2-x_8$ . These shed light on the degree of dependence or independence of the various dimensions.

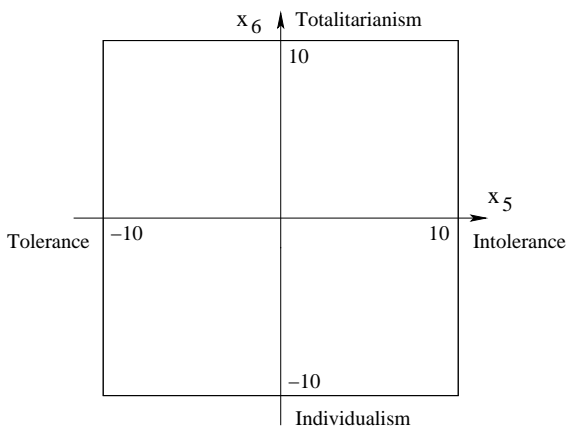
The Political Compass



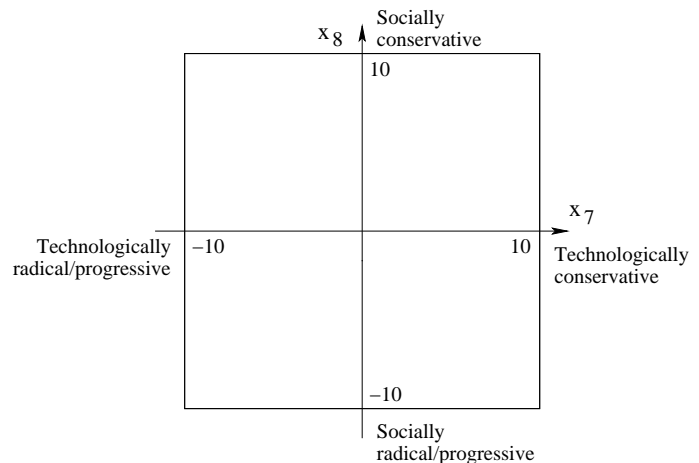
Subdimensions of  $x_1$



Subdimensions of  $x_2$



Technology and Society Matrix



Upper left panel from [www.politicalcompass.org](http://www.politicalcompass.org), © Pace News Limited